


DURO® HAND TOWEL DISPENSER

Dual-Function Touchless Hand Towel Dispenser



DURO 9534

Size : 298(W) x 237(D) x 415(H)mm
Material : ABS & PC
Battery : Size D (4 pcs)
Power : AC / DC
Screen : Time, Temperature & Power usage
Packing : 4pcs / carton

Features :

- Automatically dispense paper within 3 seconds after the first tissue is taken when sensor operates.
- Requires paper roll with max x 210mm(D) and 35mm paper inner core for installation
- Low power warning, the light flashes when the power is low
- Can set the working day from Monday to Sunday freely, and with alarm clock function
- Two functions under Model Set condition :
 - (1) Tear & Go : Once you tear a paper from the machine, another paper will be dispensed automatically.
 - (2) Sensor : When your hands are away from the sensitive area within 6cm, the paper will be dispensed automatically.

Auto-Cut Hand Towel Dispenser



DURO 9535

Size : 300(W) x 237(D) x 410(H)mm
Material : ABS
Packing : 4pcs / carton

Features :

- One-at-a-time towel dispensing to reduce waste.
- The machine cuts the paper automatically.
- High transparent lens allows check on paper usage.

Hand Towel Dispenser



HRT 2000

(Manual)
Size : 275(W) x 230(D) x
390(H)mm



HRT 3000

(Auto)
Size : 275(W) x 230(D) x
390(H)mm



DURO 9538

Size : 285(W) x 133(D) x 303(H)mm
 Material : ABS
 Packing : 16pcs / carton
 Note : c/w key lock



DURO 9543

Size : 270(W) x 125(D) x 290(H)mm
 Material : ABS
 Packing : 20pcs / carton
 Note : c/w key lock



DURO 9544

Size : 265(W) x 130(D) x 270(H)mm
 Material : ABS
 Packing : 20pcs / carton
 Note : c/w key lock



DURO 9023-T DURO 9023-W

Size : 265(W) x 120(D) x 300(H)mm
 Material : ABS
 Packing : 6pcs / carton
 Color : White / Transparent
 Note : c/w key lock



DURO 9012-W DURO 9012-T

Size : 280(W) x 120(D) x 300(H)mm
 Material : ABS
 Packing : 12pcs / carton
 Color : White / Transparent
 Note : c/w key lock



DURO 9016-W DURO 9016-T

Size : 410(W) x 140(D) x 310(H)mm
 Material : ABS
 Packing : 6pcs / carton
 Color : White / Transparent
 Note : c/w key lock



DURO 9007-W DURO 9007-T


(Double Roll)
 Size : 530(W) x 120(D) x 295(H)mm
 Material : ABS
 Packing : 4pcs / carton
 Color : White / Transparent
 Note : c/w key lock

DURO® PAPER TOWEL DISPENSER



DURO 9537

Size : 260(W) x 109(D) x 205(H)mm
Material : ABS
Packing : 16pcs / carton



DURO 9536

Size : 253(W) x 112(D) x 351(H)mm
Material : ABS
Packing : 16pcs / carton



DURO 9541

Size : 270(W) x 100(D) x 200(H)mm
Material : ABS
Packing : 20pcs / carton



DURO 9542

Size : 298(W) x 95(D) x 130(H)mm
Material : ABS
Packing : 20pcs / carton



DURO 9001-W DURO 9001-T

Size : 270(W) x 100(D) x 200(H)mm
Material : ABS
Packing : 20pcs / carton
Color : White / Transparent



DURO 9013-W DURO 9013-T

Size : 270(W) x 95(D) x 200(H)mm
Material : ABS
Packing : 20pcs / carton
Color : White / Transparent



(Medium)

DURO 9021-W DURO 9021-T

Size : 265(W) x 120(D) x 300(H)mm
 Material : ABS
 Packing : 6pcs / carton
 Color : White / Transparent



(Large)

DURO 9022-W DURO 9022-T

Size : 270(W) x 120(D) x 370(H)mm
 Material : ABS
 Packing : 6pcs / carton
 Color : White / Transparent



DURO 9014-W DURO 9014-T

Size : 270(W) x 100(D) x 370(H)mm
 Material : ABS
 Packing : 10pcs / carton
 Color : White / Transparent

for 5 Fold
 Compact
 Hand Towel
 Model:TP112
 (pg 105)



DURO 9015-W DURO 9015-T

Size : 230(W) x 75(D) x 370(H)mm
 Material : ABS
 Packing : 12pcs / carton
 Color : White / Transparent



DURO 9002-W DURO 9002-T

Size : 270(W) x 105(D) x 370(H)mm
 Material : ABS
 Packing : 10pcs / carton
 Color : White / Transparent

for Hygiene
 Bathroom
 Tissue
 Model:TP111
 (pg 105)



DURO 9005-W DURO 9005-T

Size : 145(W) x 130(D) x 290(H)mm
 Material : ABS
 Packing : 20pcs / carton
 Color : White / Transparent

DURO® TOILET ROLL / HAND TOWEL DISPENSER

Toilet Roll Dispenser



DURO 9539

Dual-Function
(Double Toilet Roll / Hygiene Bathroom
Tissue HBT)
Size : 146(W) x 138(D) x 275(H)mm
Material : ABS
Packing : 30pcs / carton



DURO 9006-W DURO 9006-T

(Double Toilet Roll)
Size : 145(W) x 130(D) x 290(H)mm
Material : ABS
Packing : 20pcs / carton
Color : White / Transparent
Note : c/w key lock



DURO 9545-W DURO 9545-BL

(Single Toilet Roll)
Size : 150(W) x 130(D) x 140(H)mm
Material : ABS
Packing : 24pcs / carton
Color : White / Blue
Note : c/w key lock



DURO 9011

(Double Toilet Roll)
Size : 275(W) x 120(D) x 170(H)mm
Material : ABS
Packing : 12pcs / carton
Note : c/w key lock

Centre Pull Hand Towel Dispenser



DURO 9808

Size : 230(Dia) x 325(H)mm
Material : ABS
Packing : 6pcs / carton
Note : c/w key lock



DURO 9010

Size : 235(W) x 235(D) x
380(H)mm
Material : PC
Packing : 12pcs / carton
Note : c/w key lock

Pop Up Tissue Dispenser



DURO 9009-A

Size : 115(W) x 72(D) x 105(H)mm
Material : ABS
Packing : 24pcs / carton

Multi-Fold Paper Towel Dispenser



PTD-024/SS

Size : 283(W) x 100(D) x 260(H)mm



PTD-186/SS

Size : 283(W) x 100(D) x 365(H)mm



PTD-183/SS


Size : 275(W) x 113(D) x 400(H)mm



PTD-196/SS

Size : 250(W) x 150(D) x 330(H)mm

Jumbo Roll Tissue Dispenser




JRD-1800/SS

Size : 254(W) x 115(D) x 260(H)mm



JRD-1900/SS

Size : 254(W) x 115(D) x 260(H)mm



TJR-197/SS

(Double Roll)
Size : 520(W) x 285(D) x 140(H)mm

Toilet Roll Holder



TRH-1500/SS

Size : 132(W) x 85(D) x 65(H)mm



TRH-1700/SS

Size : 120(W) x 119(D) x 123(H)mm



TRH-1600/SS

(Double Roll)
Size : 265(W) x 98(D) x 95(H)mm